

PHILIPS Luminaire Schedule									
Symbol	Qty	Label	Arrangement	Manufacturer	Description	Lum. Lumens	Lum. Watts	LLF	BUG Rating
	8	D3	SINGLE	PHILIPS Lumec	DMS5x-55W32LED4K-T-LE3S @ 9'	5759	55	0.850	B1-U0-G1

Calculation Summary												
Label	CalcType	Avg	Max	Min	Avg/Min	Max/Min	Units	# Pts	PtSpcLr	PtSpcTb	Rev	Date
Entrance Parking Intersect	Illuminance	0.20	14.3	0.0	N.A.	N.A.	Fc	1498	8	8		
Intersection 1	Illuminance	0.25	12.3	0.0	N.A.	N.A.	Fc	291	8	8		
Intersection 2	Illuminance	0.21	13.7	0.0	N.A.	N.A.	Fc	367	8	8		
Intersection 3	Illuminance	0.26	15.3	0.0	N.A.	N.A.	Fc	292	8	8		
Paved Parking Intersection	Illuminance	0.24	10.1	0.0	N.A.	N.A.	Fc	304	8	8		

ALL VALUES SHOWN ARE HORIZONTAL MAINTAINED FOOTCANDLES AT GRADE
 FIXTURE DISTRIBUTION TEMPLATES ARE SHOWN AT 0.5FC FOR REFERENCE USE ONLY
 VALUES DO NOT INCLUDE CONTRIBUTION FROM ADJACENT STREET OR PROPERTY LIGHTING

THIS PLAN REFLECTS RESULTS USING POLE LOCATIONS AND FIXTURES AS REQUESTED BY THE ARCHITECT/ENGINEER/CONTRACTOR
 AND IS NOT INTENDED TO BE USED AS AN APPROVED LAYOUT.
 AS SHOWN THIS PLAN DOES NOT MEET MINIMUM IESNA RECOMMENDATIONS FOR A ROADWAY INTERSECTION AREA DUE TO
 POOR MAX-TO-MIN UNIFORMITY AND LOW MINIMUM LEVELS

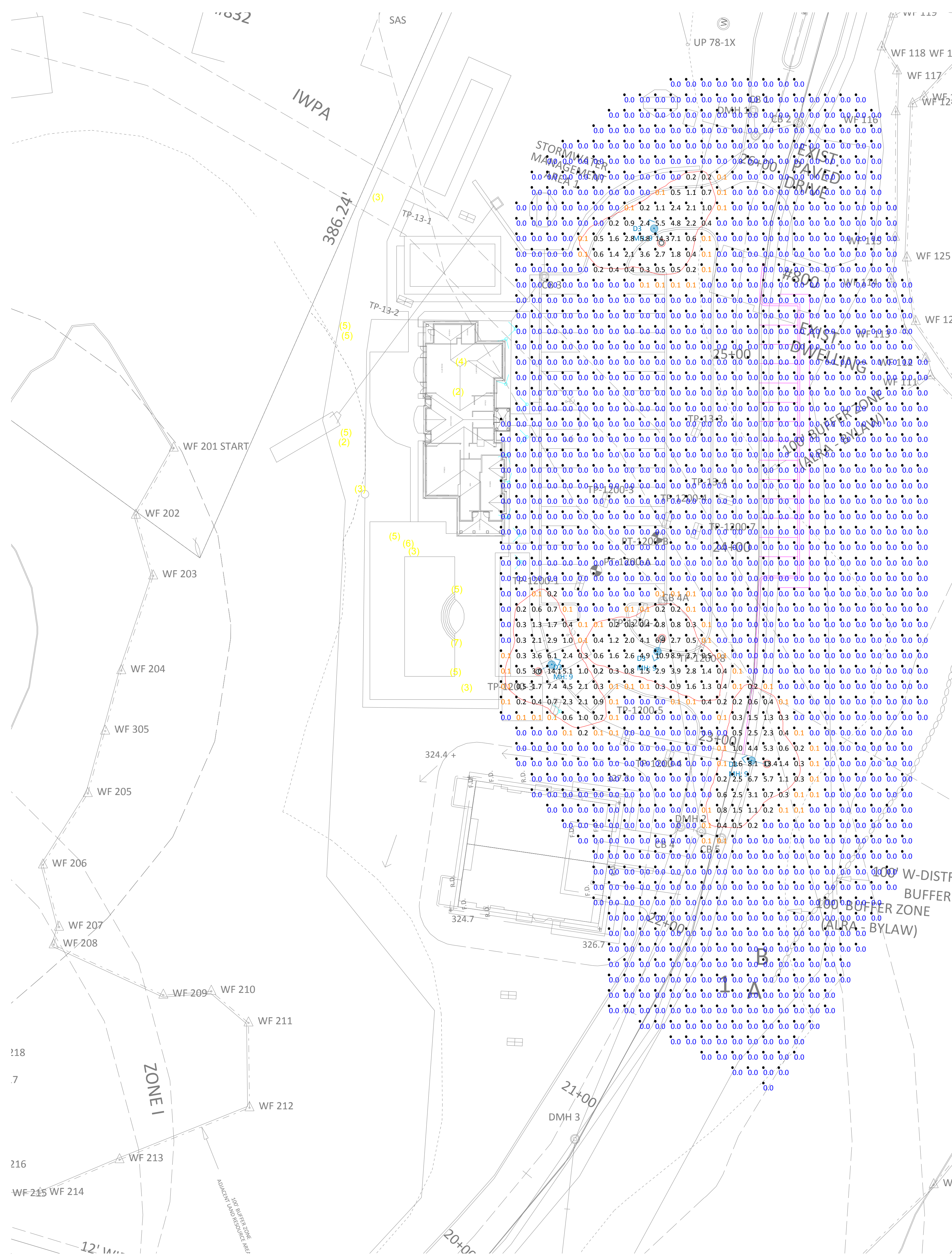


Disclaimer: This lighting plan is based on project specifications provided to Philips. Actual or measured values may differ from forecasted results due to variations in calculation methods, testing procedures, component performance, component performance, measurement techniques and varying conditions and improper or uncommunicated lamp burn-in procedures. Further, room dimensions, reflectance, furniture and architectural elements within the space may significantly affect calculations. Applicable lighting codes in the jurisdiction of the project shall be followed. It is the responsibility of the architect, owner, or owners representative, as applicable, to provide the lighting schedule for light fixture selection and fixture calculations.	Rev. #	Description
	R1	
	R2	
	R3	
	R4	
R5		

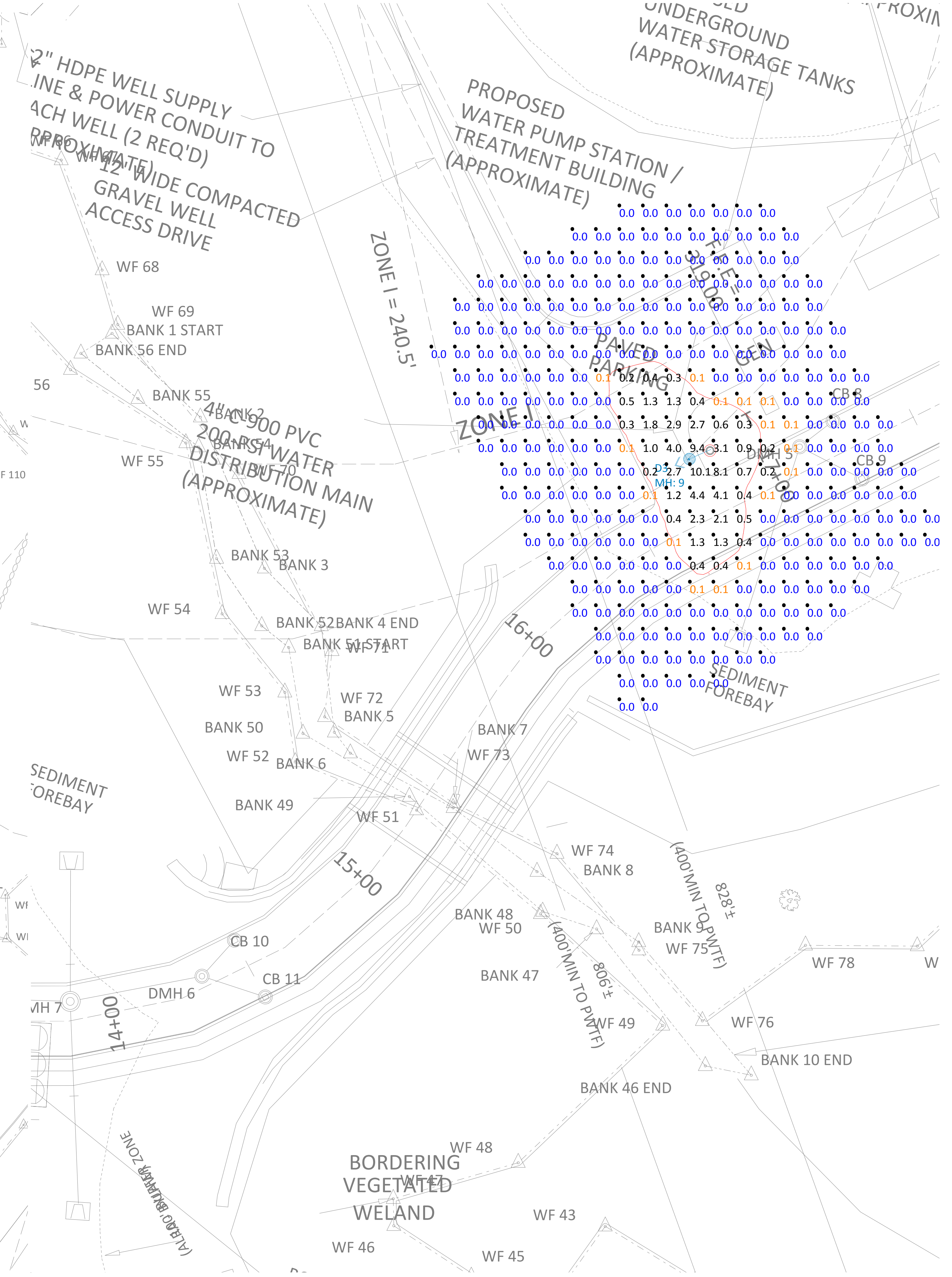
Project #:	30746-0053
Created By:	L. Stewart
Revision #:	
Date:	5/1/2017
Page #:	Page 1 of 4
Size:	ARCH D
Project:	Boxboro street lighting
Author:	Barbara Petrella - Penn Lighting
Specifier:	

Scale: 1 inch= 100 Ft.





View_1: Entrance Parking Intersection
Scale: 1 inch= 30 Ft.

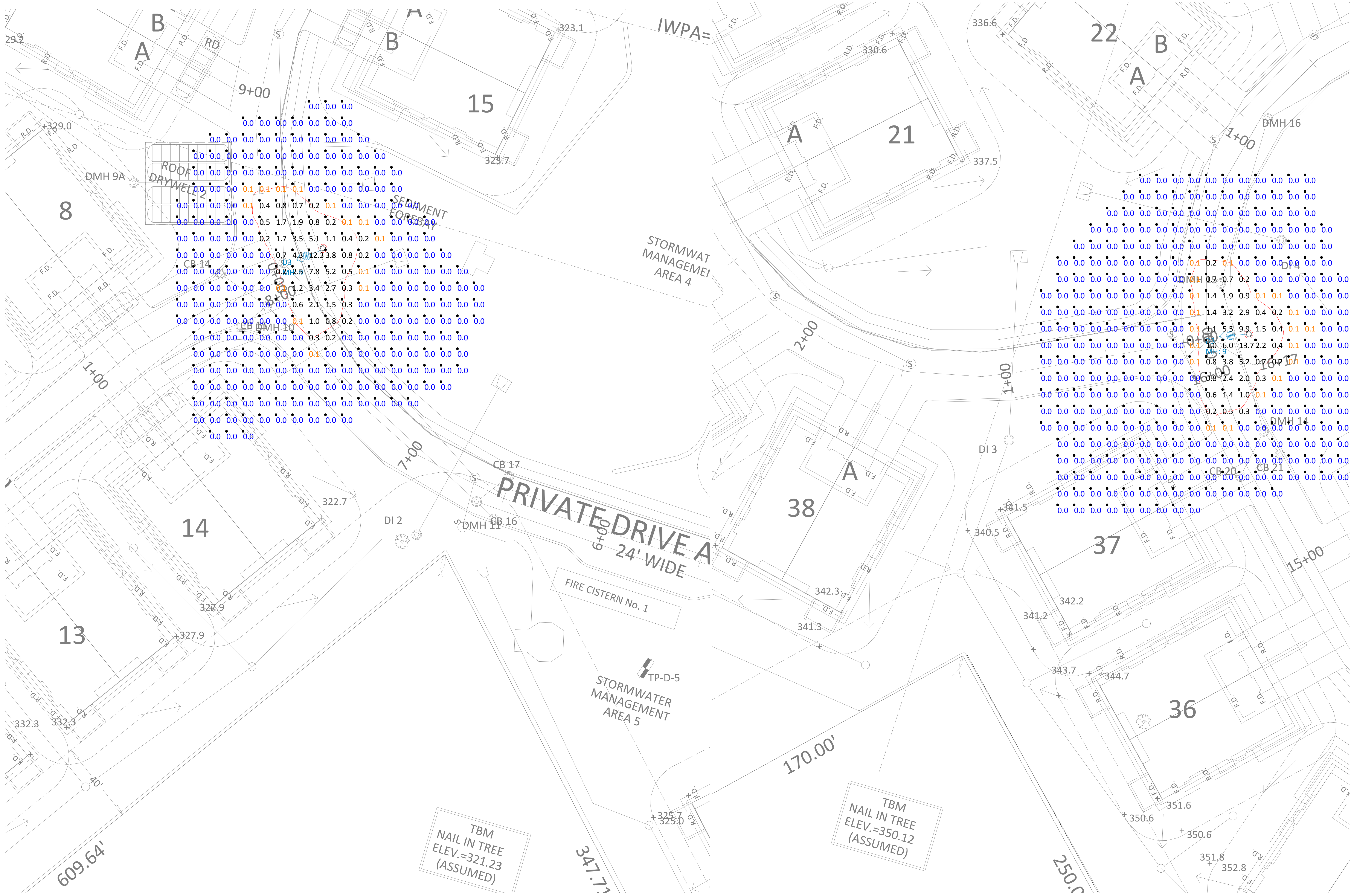


View_1: Paved Parking Intersection
Scale: 1 inch= 20 Ft.

Project #:	30746-0053	Revision #:		Date:	5/1/2017	Project:	Boxboro street lighting
Created By:	L. Stewart	Size:	ARCH D	Page #:	Page 2 of 4	Author:	Babara Portillo - Penn Lighting
Rev. #	R1	Description		Rev. Date		Spec. #:	
	R2						
	R3						
	R4						
	R5						

Disclaimer:
 Philips Lighting is based on project specifications provided to Philips. Actual or measured values may differ from forecasted results due to tolerances in calculation methods, testing procedures, component performance, component performance, measurement techniques and varying site conditions and unanticipated large burn-in procedures. Further, room dimensions, reflectance, furniture architectural elements within the space may significantly affect calculations. Philips Lighting is not responsible for the accuracy of the calculations. Philips Lighting is not the architect, owner, or owners representative as applicable. Please refer to luminaire Schedule for light fixture data and cut sheet calculations.



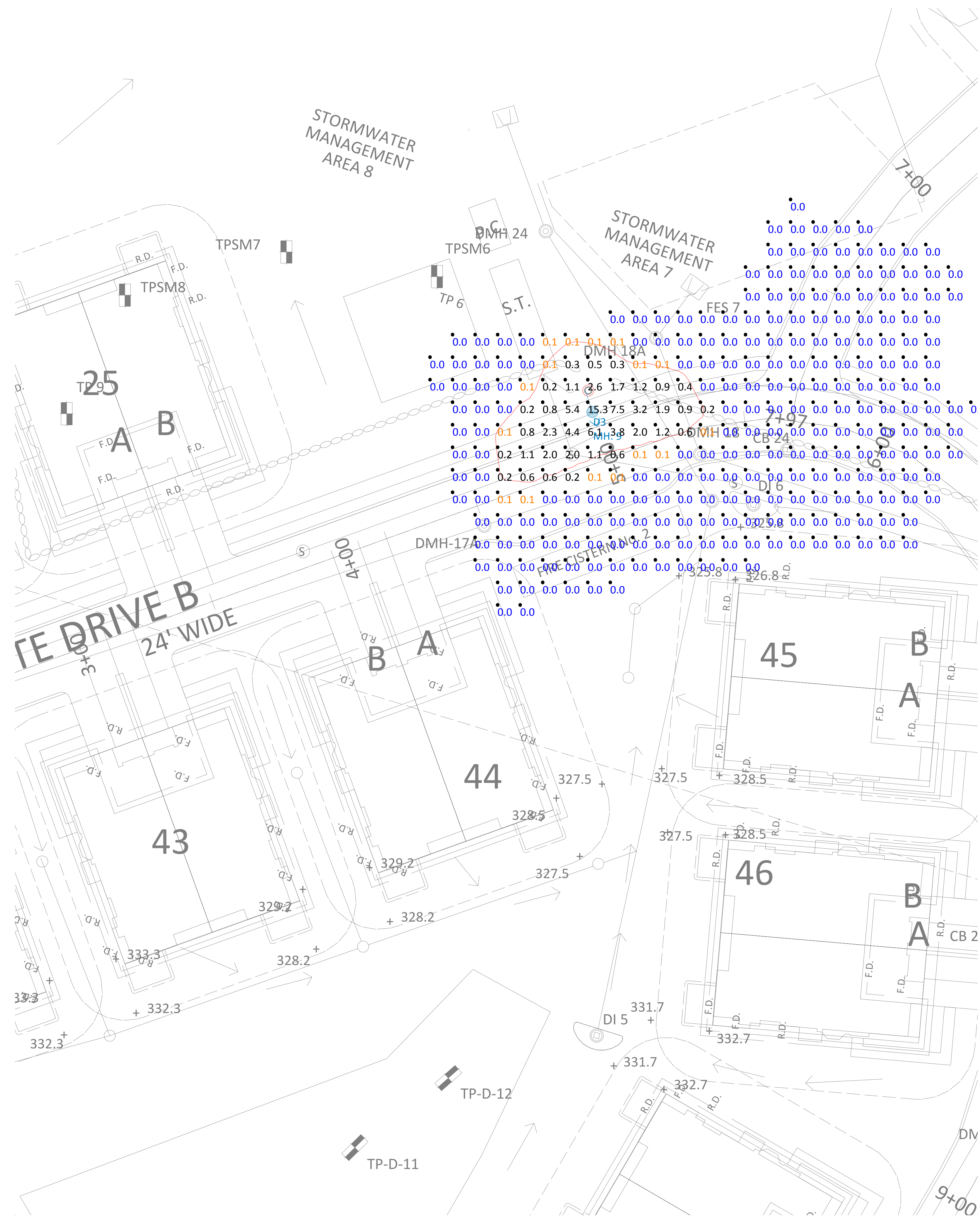


View_1: Intersection 1
Scale: 1 inch= 20 Ft.

View_1: Intersection 2
Scale: 1 inch= 20 Ft.

PHILIPS http://www.usa.lighting.philips.com indoorlighting_applications@philips.com outdoorlighting_applications@philips.com	Project #: 30746-0053	Revision #: 	Date: 5/1/2017	Project: Boxboro street lighting	Rev. # 	Description 	Rev. Date 	
	Created By: L. Stewart	Size: ARCH D	Page #: Page 3 of 4	Author: Barbara Petrella - Penn Lighting	R1 			
					R2 			
					R3 			
					R4 			
				R5 				

Disclaimer: All footcandle values are based on project specifications provided to PHILIPS. Actual or measured values may differ from fabricated results due to tolerances in calculation methods, testing procedures, component performance, component performance, measurement techniques and varying conditions and improper or uncommunicated lamp burn-in procedures. Further, room dimensions, reflectance, furniture and architectural elements within the space may significantly affect calculations. Applicable lighting codes in not the responsibility of PHILIPS, and shall be the responsibility of the architect, owner, or owners representative, as applicable. Please refer to luminaire Schedule for light fixture and luminaire data used in this calculation.



View_1: Intersection 3
 Scale: 1 inch = 20 Ft.

PHILIPS
<http://www.usa.lighting.philips.com>
 indoorlighting_applications@philips.com
 outdoorlighting_applications@philips.com

Project: Boxboro street lighting
Project #: 30746-01053
Created By: L. Stewart

Date: 5/1/2017
Page #: Page 4 of 4

Revision #:
Size: ARCH D

Disclaimer: Philips Lighting is based on project specifications provided to Philips. Actual or measured values may differ from forecasted results due to tolerances in calculation methods, testing procedures, component performance, component performance, measurement techniques and varying conditions and improper or undocumented lamp burn-in procedures. Further, room dimensions, reflectance, furniture and architectural elements within the space may significantly affect calculations. Applicable lighting codes in not the responsibility of Philips, and shall be the responsibility of the architect, owner, or owners representative, as applicable. Please refer to luminaire Schedule for light fixture and fixture data and fixture calculations.

Rev. #	Description	Rev. Date
R1		
R2		
R3		
R4		
R5		