







Carriage Trail Patch Hill

-  Red Trail (Access Trail)
 -  Yellow Trail (Main Trail)
 -  Blue Trail (Secondary Trail)
 -  Building
 -  Wetland
 -  Parking
- 0 400 800 Feet
- 